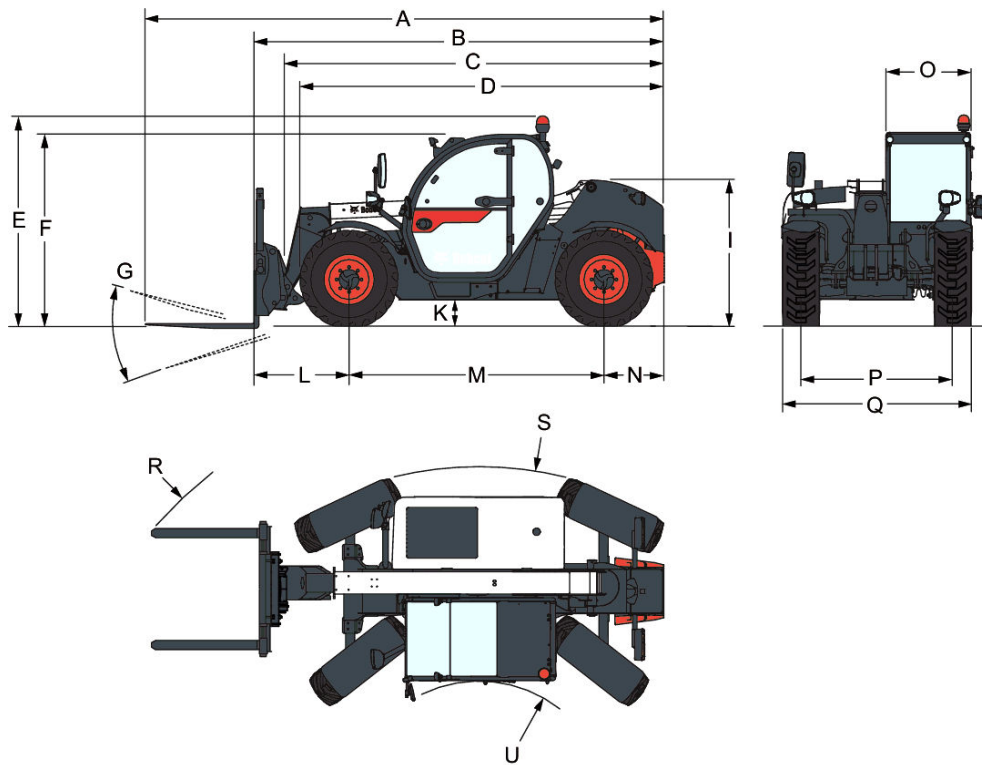


TL30-60 100 High Cab V R-Series

Telescopic
Specifications

Dimensions

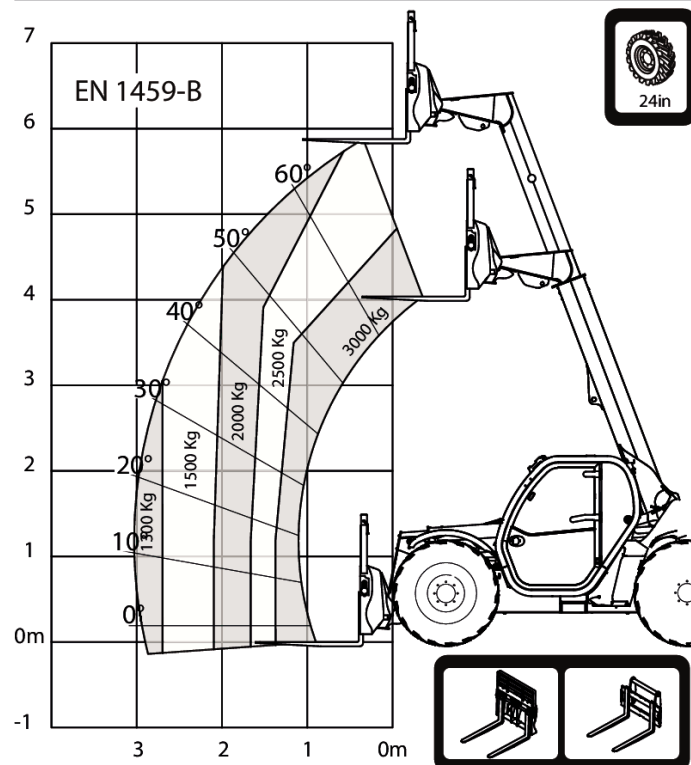
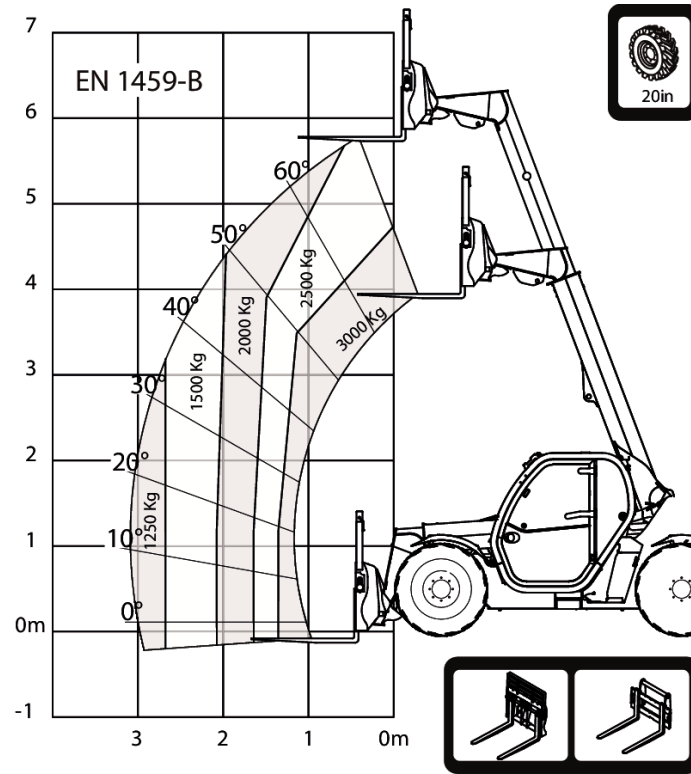


(A) Overall length (to forks tip)	5712.0 mm
(B) Overall length (to forks face)	4507.0 mm
(C) Overall length (to headstock pin)	4140.0 mm
(D) Overall length (to front tyres / Stabilizers (when equipped))	4035.0 mm
(D*) Overall length (to front tyres 24" / Stabilizers (when equipped))	4123.0 mm
(E) Overall height High Cab (with rotating beacon)	2440.0 mm
(E*) Overall height High Cab and 24" tyres (with rotating beacon)	2524.0 mm
(F) Overall height High Cab (with roof wiper)	2290.0 mm
(F*) Overall height High Cab and 24" tyres (with roof wiper)	2375.0 mm
(I) Height back of the machine	1587.0 mm
(I*) Height back of the machine with 24" tyres	1671.0 mm
(K) Ground clearance	264.0 mm
(K*) Ground clearance with 24" tyres	348.0 mm
(L) Length - Front axle to forks face	1020.0 mm
(M) Wheelbase	2820.0 mm
(N) Length - Rear axle to machine rear	667.0 mm
(O) Operator cab outside width	930.0 mm
(P) Track width	1666.0 mm
(Q) Width over standard tyres	2100.0 mm
(S) External turning radius (at tyres)	3717.0 mm
(S*) External turning radius with 24" tyres (at tyres)	3875.0 mm
(U) Internal turning radius (cab)	1329.0 mm
(U*) Internal turning radius with 24" tyres (cab)	1503.0 mm
(R) External turning radius (with forks spaced 1040 mm ext.)	4713.0 mm
(R*) External turning radius with 24" tyres (with forks spaced 1040 mm ext.)	4820.0 mm
(G) Carriage rotation angle	136.0°

TL30-60 100 High Cab V R-Series

Telescopic
Specifications

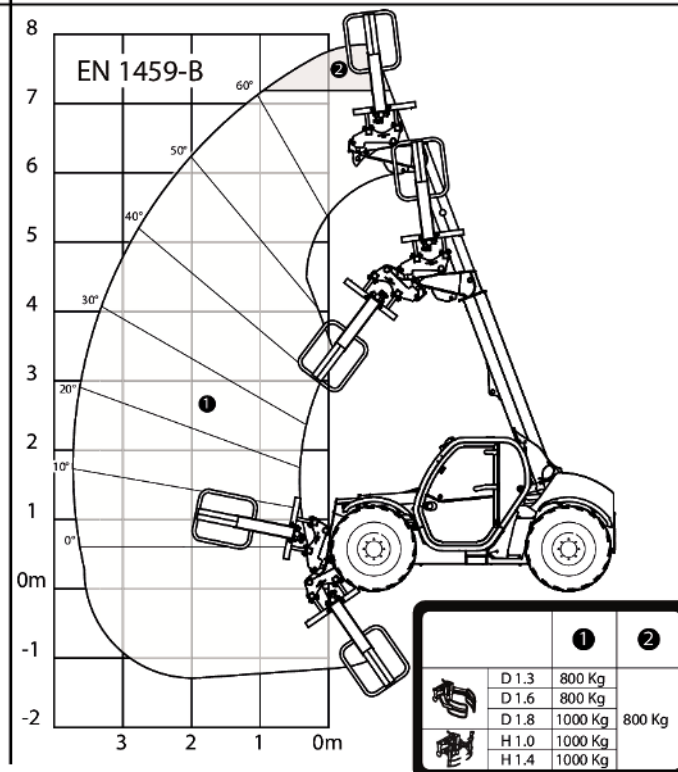
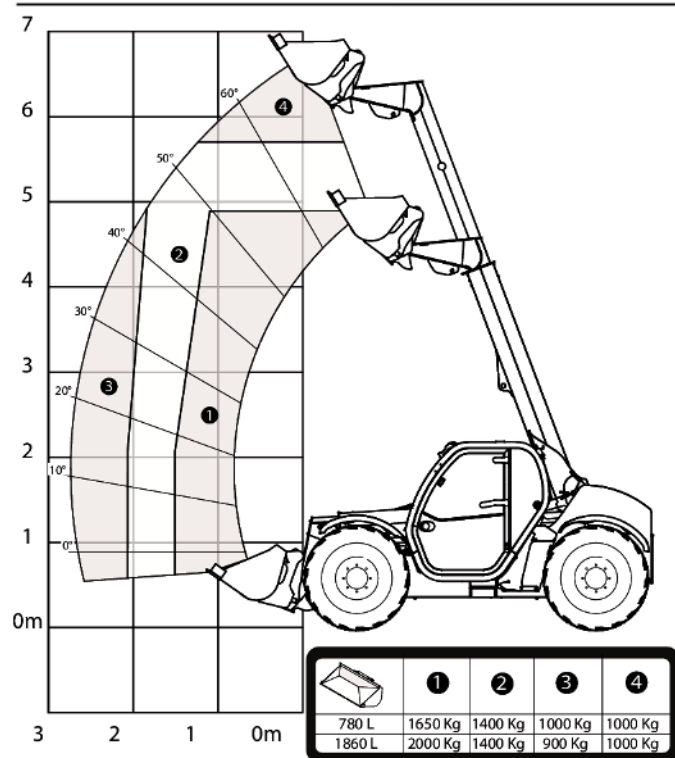
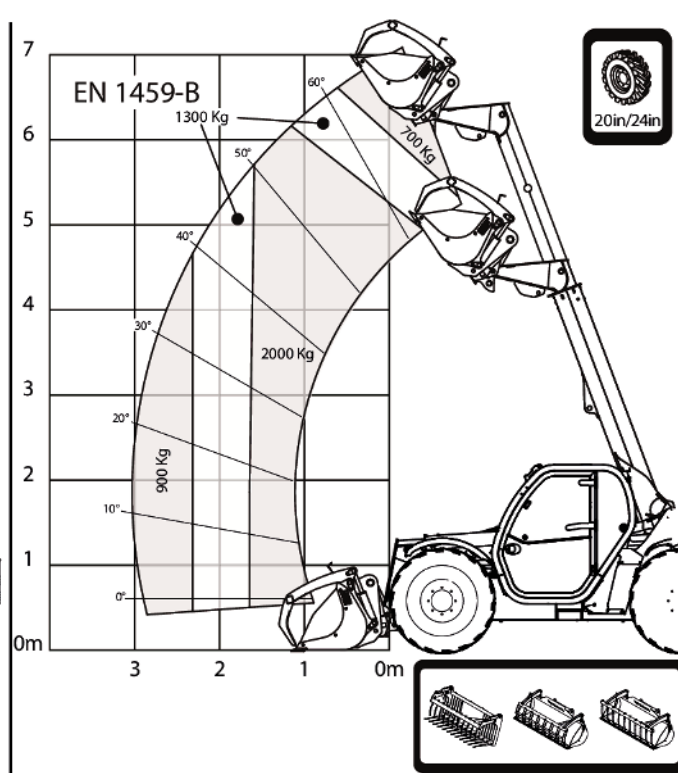
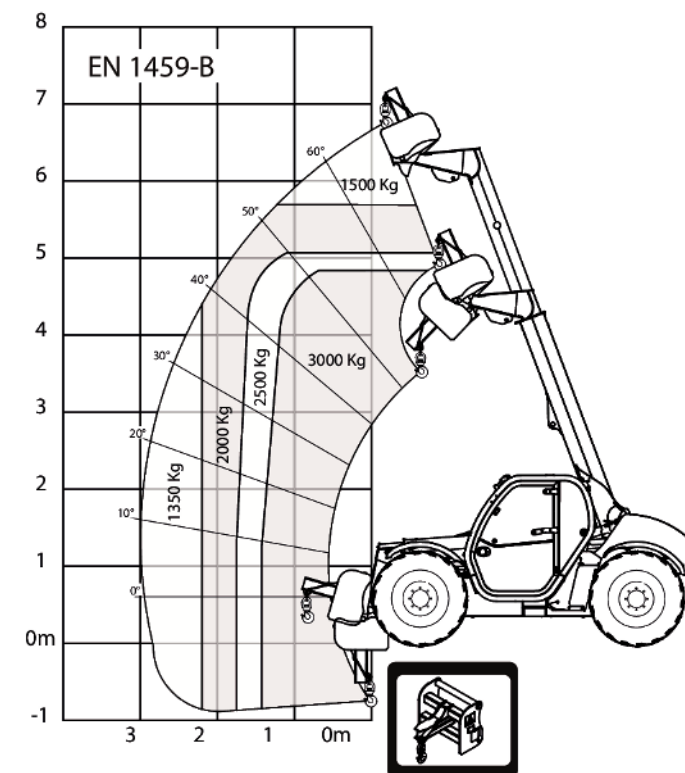
Load Charts



TL30-60 100 High Cab V R-Series

Telescopic Specifications

Load Charts



TL30-60 100 High Cab V R-Series

Telescopic Specifications

Performance

Tilt Breakout force	4600 daN
Drawbar pull (20" tyres)	4900 daN
Drawbar pull (24" tyres)	4100 daN
Max. gradeability (20" tyres)	33.0°
Max. gradeability (24" tyres)	33.0°
Max. gradeability with rated load (20" tyres)	33.0°
Max. gradeability with rated load (24" tyres)	28.0°
Rated capacity	3000 kg
Capacity (at max. height on tyres)	2500 kg
Capacity at max. reach (20" tyres)	1250 kg
Capacity at max. reach (24" tyres)	1300 kg
Lifting height (20" tyres)	5800.0 mm
Lifting height (24" tyres)	5890.0 mm
Max. reach (20" tyres)	3100.0 mm
Max. reach (24" tyres)	3010.0 mm
Reach at max height on tyres (20" tyres)	420.0 mm
Reach at max height on tyres (24" tyres)	330.0 mm

Cycle times

Boom raising	5.3 s
Boom lowering	4.0 s
Boom extension	5.0 s
Boom retraction	3.6 s
Crowding	2.5 s
Dumping	2.4 s

Weights

Unladen weight (20" tyres)	5260 kg
Unladen operating Weight (20" tyres)	5435 kg
Unlade operating Weight on front axle (20" tyres)	2410 kg
Unladen operating Weight on rear axle (20" tyres)	3025 kg
Unladen weight (24" tyres)	5380 kg
Unladen operating Weight (24" tyres)	5555 kg
Unlade operating Weight on front axle (24" tyres)	2470 kg
Unladen operating Weight on rear axle (24" tyres)	3085 kg
Max ground Pressure on tyres-hard soil	11.0

Engine

Make / Model	Bobcat D34
Fuel	DIESEL
Cooling	COOLANT
Rated power (ISO 14396)	74.0 kW
Rated speed	2400.0 RPM
Maximum torque at 1400 rpm	430.0 Nm
Number of cylinders	4.0
Displacement	3.41 L
Bore	98.0 mm
Stroke	113.0 mm
Lubrication	Gear pump pressure

TL30-60 100 High Cab V R-Series

Telescopic Specifications

Crankshaft Ventilation
Air filter
Ignition

Close breathing
Dry replaceable cartridge with safety element
Diesel compression

Electrical

Alternator	140 A
Battery	110.0
Starter	2.7 kW

Hydraulic System

Pump type	Gear pump with LS valve
Pump capacity	100.00 L/min
Relief valve pressure setting	250.00 bar
Control valve type	Open center with flow sharing & flow compensators technology
Hydraulic filter specs	Full flow filtration
Auxiliary flow front	90.00 L/min
Auxiliary flow rear	20.00 L/min

Drive system

Transmission	Hydrostatic with electronic regulation
Main Drive	Hydrostatic motor

Traction

Standard Tyres	405/70-20 16PR TM R4
Max speed - turtle mode (24" / 20")	10 / 8,5
Max speed - rabbit mode (24" / 20")	31 / 26,5
Max speed - turtle mode (24" / 20") - (Option high speed)	10 / 8,5
Max speed - rabbit mode (24" / 20") - (Option high speed)	40 / 35

Optional Tyres

405/70-20 16PR TM R4
MICHELIN 400/80-24 162A8 IND TL POWER CL
400/80-24 / 20PR TM R4
DUNLOP 405/70R24 168A2 152J MPT SPT9
MICHELIN 400/70R24 152A8/152B IND TL XMCL
DUNLOP 405/70R20 168A2 152J MPT SPT9
MICHELIN 400/70R24 152A8/152B IND TL XMCL
MICHELIN 400/70R20 149A8/149B IND TL BIBLOAD
DUNLOP 405/70R24 168A2 152J MPT SPT9
ALLIANCE 400/70-R20 149A8
ALLIANCE 405/70-R24 152A8

Brakes

Engine Braking	Hydrostatic
Parking and Emergency brake	Passive brake
Service Brake	Oil immersed discs

TL30-60 100 High Cab V R-Series

Telescopic Specifications

Steering

Steering Pump	Priority valve on pump
Steering Mode	2 wheel steering / 4 wheel steering / Crab-steering

Fluid Capacities

Axles front/rear	6,0/6,0
Gear box	0.70 L
Cooling system with heater	14.50 L
Engine oil with filter	12.60 L
Fuel tank	115.00 L
Adblue® tank	22.40 L
Hydraulic tank	47.00 L
Hydraulic system	87.00 L

Fluid Specifications

Coolant	Ethylen Glycol Mix 50:60
Engine Oil	"ACEA E7/9 API CJ-4 or above Viscosity: -30 to 40 °C : SAE 0W30 -20 to 40°C : SAE 5W30 -15 to 40°C : SAE 10W30"
Fuel	"Diesel fuel low Sulphur - EN 590 : 2013 -ASTM D975C-15 Grade 1D or 2D S15"
Brake Fluid	None. Brakes use hydraulic system pressure
Hydraulic Fluid	MS68
Transmission Oil	ELF SF3 / TOTAL DYNATRANS FR
Grease for hinges and boom gliders	TOTAL MULTIS EP2

Controls

Engine	Electronic engine speed governor
Starting	Key-type starter switch and shutdown.
Front auxiliary	Variable thumbwheel on joystick
Boom raising / lowering	Joystick electronic
Boom extension /retraction	Variable thumbwheel on joystick
Service brake	Pedal-activated wet multi-disk on front axle
Secondary brake	Passive brake
Parking brake	Passive brake
Steering	Proportional hydraulic steering via a conventional steering wheel
Speed range and Forward/reverse drive	Switch for hydrostatic motor and switch on joystick or lever for FNR
Steering modes	Button and screen for selection
Auxiliary pressure release	Bobcat Coupler
Eco mode	Eco mode switch
SHS mode	SHS mode switch

Instruments

Instruments

TL30-60 100 High Cab V R-Series

Telescopes Specifications

- Gauges
 - Engine RPM
 - Total operating hours
 - Job hours
 - Boom angle
 - Vehicle speed
 - Fuel gauge
 - Engine coolant temperature gauge
- Indicators
 - Front and rear wheel alignment status on screen
 - Headlight full beam
 - Headlight low beam
 - Position lights
 - Left and right turn
 - Trailer turn
 - Parking brake
 - Longitudinal stability level
 - Windscreen wipers
 - Work lights
 - Flashing warning light
 - Hazard warning lights
 - Gear Speed choice
 - Hydraulic function lock
 - Rear fog lights
 - Heater fan
 - Hydraulic fluid over-temperature
 - Engine coolant over-temperature
 - Low oil pressure
 - Battery not charging
 - Longitudinal stability alarm

Serviceability

Serviceability

- Access through the side engine cover and access panel:
 - Air cleaner
 - Fuel filter
 - Engine oil filter
 - Engine oil dipstick
 - Starter
 - Alternator
- Access within the cab:
 - Glass washer fluid
 - Fuses, diodes and relays
 - ISL control box

Environmental

Operator noise level (LpA) (EN 12053)	76 dB(A)
Level of acoustic power (LwA)	106 dB(A)
Whole body vibration (EN 13059)	1.80 ms ⁻²

GET **A QUOTE**

Simply click **the button** or scan **the QR code** below to access our quote request form.

We will contact you as soon as possible.
Thank you!



REQUEST QUOTE >