



**Bobcat®**


*One Tough Animal.*

CONSTRUCTION RANGE

# TELEHANDLERS

R-Series

🌐 Europe



# INTRODUCTION

# ONE TOUGH ANIMAL

## ► OUR MISSION

We empower operators to accomplish more, while working in the toughest conditions and tightest situations. When our customers have the will, we provide the way.



## ► BOBCAT'S HISTORY

In 1958, Melroe Manufacturing Company introduced a compact front-end loader that evolved quickly into the M400, the world's first true skid steer loader. The company soon adopted what became the world-famous 'Bobcat' brand – and its success paved the way for the global compact equipment industry we know today.

## ► TELESCOPICS CENTER OF EXCELLENCE

All Bobcat telehandlers are designed and produced and qualified at our Center of Excellence in Pontchâteau, France.



## ► BOBCAT TODAY

With more than 50 years of experience in developing and manufacturing telehandlers, our ISO 9001 certified factory applies the outstanding Bobcat Quality standards.





# PRECISION MEETS TOUGHNESS

► **DESIGNED TO DO MORE**

Bobcat's R-Series Telehandlers provide a balanced combination of a dependable, robust machine for maximum uptime with precise controls, unrivalled comfort and smooth operation for tackling any job.



► **CONTROL AT ANY HEIGHT**  
With surgical precision – thanks to the incredibly smooth transmission, our Boom Positioning System, an updated joystick, the inching function, and great visibility from the cab. **P. 7**



► **INTUITIVE OPERATION**  
With a familiar automotive-style layout, interactive display, automatic transmission and an automatic parking brake. **P.8**



► **MAXIMUM UPTIME**  
Protective shielding for all vital components. The robust frame and boom make Bobcat Telehandlers extra tough. **P.10**



► **INSPIRING CONFIDENCE**  
The impressive stability of Bobcat Telehandlers is complemented by many practical safety features and ease of use. **P.7**





# PERFORMANCE



## WORK WITHOUT STABILIZERS

With the superior stability and balance of our Telehandlers, most jobs do not require stabilizers. Enjoy the freedom of operation and stay in control with Bobcat's Boom Positioning System, active on tires and stabilizers.

## REACH HIGH AND FAR

We designed the machine with a low center of gravity, long wheelbase, heavy counterweight, and optimum weight distribution – so you can reach high and far while handling heavy loads with ease in any position.



## HANDLE WITH(OUT) CARE

Thanks to the Bobcat Telehandlers' butter-smooth automatic transmission and an improved, ultra-precise joystick, it's easy to move even awkward or unstable loads on the job site.



## UNIQUE BOOM POSITIONING SYSTEM

Significant lateral movement of the boom allows precise placement of a load at height. This reduces the need to reposition the machine. This Bobcat patented function is standard on all SLP models.



# STEP INSIDE



## ► INTUITIVE OPERATION

Feel at home with intuitive automotive controls and layout. Horn and lights are controlled by left levers, while right levers trigger screen wipers. Jog-wheel and backlit buttons are responsive and feel familiar right from the start.



## ► CENTRAL CONTROL PANEL



Carefully designed layout allows you to control functions with your left hand while your right hand is on the joystick.

## ► 5-INCH LCD DISPLAY



Highly readable interactive screen shows vital information in real-time. The rear view camera feed is automatically shown when reversing (optional).

## ► ALL-IN-ONE JOYSTICK



The joystick's highly ergonomic handle was redesigned with operator feedback. The most important controls are located at your fingertips at all times.





# BUILT TO LAST

## ► SHIELDED DESIGN

All vital components of your machine are located inside the highly rigid boom and frame. The frame itself features a robust box section. The machine's cylinders, hydraulic systems and electric harness stay well protected at all times.

## ► ACCESS AND LAYOUT

Designed to achieve maximum uptime and make maintenance quick and simple. Most important components are directly accessible from the front. Service intervals are conveniently grouped together and all maintenance points are easy to locate and access.



## ► MACHINE IQ

BOBCAT® Machine IQ Wireless Communications enhances the support for your Bobcat machine.

- Durable built-in monitoring electronics
- Data are available to our machine monitoring specialist
- Maintenance is optimized for your business
- Data-driven services maximize uptime

**THERE'S NO TIME  
FOR DOWNTIME.  
STAND UP TO THE  
HARSHEST CONDITIONS.  
DAY AFTER DAY.**

**3 YEAR**  
WARRANTY

## ► 3-YEAR STANDARD WARRANTY

Bobcat Company develops every machine to the highest standards of quality and durability. That's why our standard warranty provides 36 months or 3000 operating hours (whichever occurs first) of coverage, extendable up to 5 years.



## ► FUTURE-PROOF ENGINE

Bobcat D34 Stage V engine with low cost of ownership and ease of maintenance meets EU regulations for years to come.



## ► PROTECTION PLUS EXTENDED WARRANTY

Enjoy total peace of mind with a Protection Plus® extended warranty. Providing the same level of protection as the standard warranty, Protection Plus also reflects different customer needs and expectations by offering a choice of durations and annual operating hours. According to your needs, you can benefit from the coverage for up to 5 years or 6000 engine hours. And Protection Plus is transferrable – so it will likely increase your machine's resale value.



## ► SAFETY FIRST

Thanks to the R-Series' redesigned low-profile engine hood and dashboard, you enjoy excellent unobstructed visibility from the cab. Move around the job site confidently, stay safe, and avoid costly mistakes.

## ► BOBCARE

A long-running machine starts with proper planned maintenance. Which also helps protect against repair costs and unplanned failures when you're counting on your machine to work.

- Avoid risk by preventing major repairs and complete failures.
- Accomplish more by reducing downtime and increasing your productivity and profitability.



# CHOOSE YOUR ANIMAL

## MIDDLE RANGE AND HIGH LIFT HEIGHT

### ► ADVANCED MACHINES FOR DEMANDING JOB SITES

Middle range features a boost in performance and reach, while keeping the compactness. For the most challenging work, High Lift Height machines provide outstanding reach and lifting capacities. While not compact, High Lift Height machines are still highly maneuverable.

Lift capacity: 3.5 to 4.1 t  
Lift height: 7 to 18 m



## COMPACT RANGE

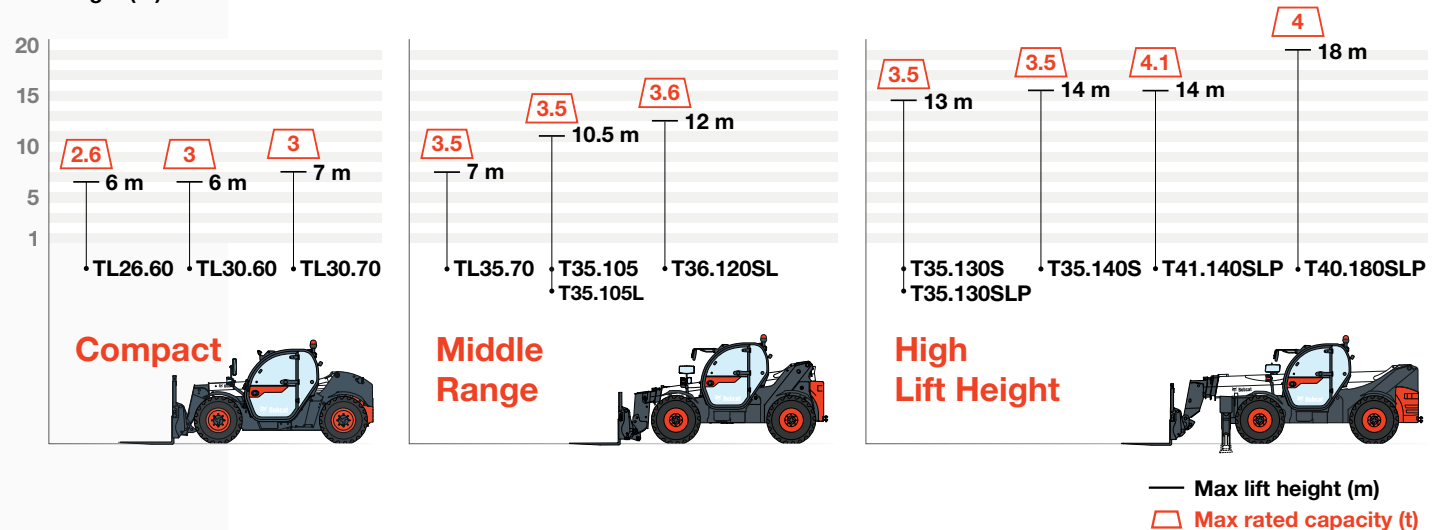
### ► LIMITED ACCESS IS ACCESS ENOUGH

A big machine can mean big challenges. With the emphasis on maneuverability, Compact range machines thrive in constrained job sites.

Lift capacity: 2.6 to 3 t  
Lift height: 6 or 7 m



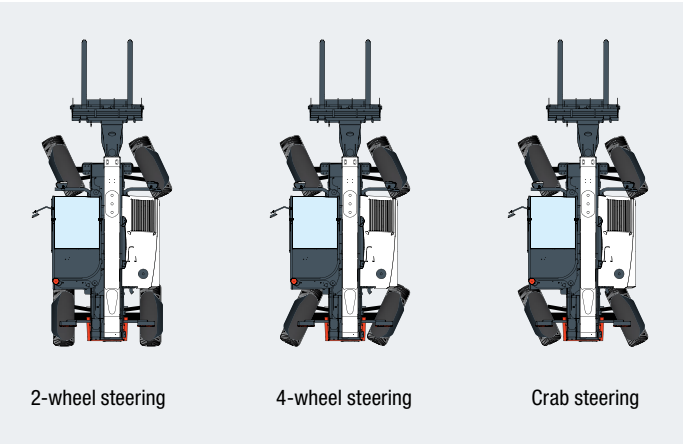
Lift height (m)





STANDARD EQUIPMENT & OPTIONS

	STD	OPT
CAB		
Air conditioning		•
Air suspension seat		•
Bluetooth radio with DAB function and microphone		•
Cab+ pack: phone holder, sun visor, fixed armrest, telescopic & tilting steering column, PVC document holder		•
Heating, demisting and ventilation	•	
Front, side and rear storages	•	
LCD 5" display with navigation jog shuttle	•	
Proportional all-in-one joystick (forward/reverse drive and turtle/rabbit speed)	•	
Protective grill for windshield		•
Rear view camera		•
ROPS/FOPS (level II) cab with tinted glass	•	
Seat with mechanical suspension	•	
Sun visor		•
Tilting steering column	•	
USB plugs (mobile charging)	•	
TIRES & TRAVEL		
24 inch general purpose tires		•
Heavy duty tires (various types)		•
Hand throttle and flex drive		•
Heavy Duty axles	•	
3 steering modes (2WS/4WS/CRAB) with semi-automatic wheel realignment (manual mode still available)	•	
Automatic parking brake	•	
FNR lever		•
Hydrostatic transmission with turtle/rabbit speeds and auto-shift	•	
LIGHTS & BEACON		
Halogen beacon	•	
Halogen work lights on cab	•	
LED work lights		•
Work light on boom		•



3 steering modes as standard on all models

	STD	OPT
PERFORMANCE		
Automatic fan inverter		•
Auxiliary hydraulic line on boom head with Fast Connect System (FCS)	•	
Boom wiring harness and electric connectors		•
Carriages with hydraulic attachment lock		•
Competitive carriages		•
Gear pump with flow sharing	•	
Inching function combined with brake pedal (for easy low speed approach without changing engine rpm)	•	
MISCELLANEOUS		
Aggravating Movements Arrester (EN15000)	•	
Box-welded frame with shielded bottom plate to protect vital parts	•	
Custom color		•
Electronic Battery Disconnection (EBD)	•	
Lockable fuel and AdBlue caps		•
Machine IQ (Telematic)	•	
Man platform predisposition		•
Pallet forks (various types), T models	•	
Pallet forks (various types), TL models		•
Protective zinc coat		•
Quicktach carriage with manual attachment lock	•	
Remote control for distance boom operation		•
Safety pack (road lights, mirrors, front tow hitch, boom stop, rear/front/roof wipers with wahsers, back-up alarm, etc)	•	
Tilting steering column	•	
Tool box		•
Tow hitches (various types)		•



Hydrostatic transmission with dynamic mode for more agility comes as standard for all models.

STANDARD EQUIPMENT

Our machines leave the factory ready for tough jobs from Day 1. A range of standard features covers everything from productivity to comfort, raising the bar for modern construction equipment.



5-inch LCD display with navigation jog shuttle




A & C USB mobile charging plugs



Easy to clean floor mat



All-in-one joystick



Automatic parking brake



Auxiliary hydraulic line on boom head with FCS\*



Large front storage



Protective bottom steel plate



Side storage (bottle size)

\*FCS – Fast Connect System

OPTIONAL EQUIPMENT

Sometimes, we all want to add a specific functionality or a personal touch to the machine. Choose from a list of comprehensive options and customize your telehandler to your heart's content!



Air suspended seat with headrest



Bluetooth radio with DAB function and microphone



Hand throttle and flex drive



LED work lights



Man platform ready



Mobile holder



Rear camera



Sun visor



Tool box



Tilting and telescopic steering column



# MULTI-TOOL CARRIER

## ► THE ABILITY TO DO MORE

Bobcat Telehandlers are designed to excel in a variety of applications in handling, lifting and people elevation. With Bobcat attachments, you can make the most of this versatility with optimal efficiency.

## ► ATTACHMENTS

- Floating forks
- Rigid pallet forks FEM III
- Side-shift carriages
- Digging buckets
- Crane jibs
- Extension jibs
- Concrete baskets
- Man platforms



Bucket



Large pallet forks



Extension jib



Crane jib



Lift eye on boom head (model depending)

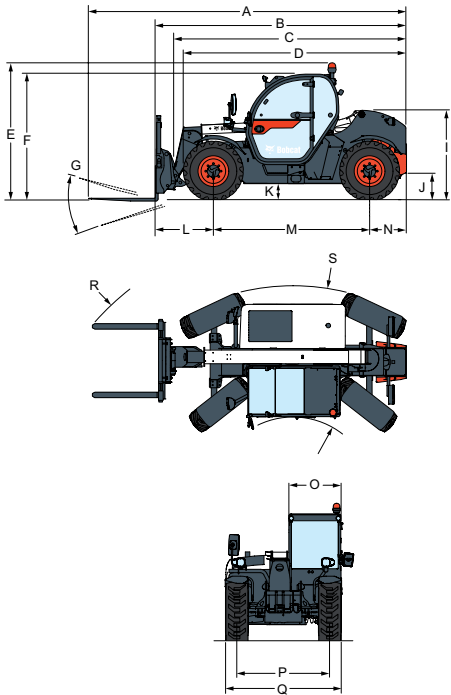




COMPACT

SPECIFICATIONS			
	TL26.60	TL30.60	TL30.70
CONFIGURATION			
Compact stabilizers	–	–	–
Frame leveling	–	–	–
Boom positioning system (built-in side-shift system)	–	–	–
PERFORMANCE			
Maximum lift height with standard tires (on stabilizers when equipped)	5 800 mm	5 800 mm	6 675 mm
Maximum lift capacity	2 600 kg	3 000 kg	3 000 kg
Maximum forward reach with standard tires	3 100 mm	3 100 mm	4 020 mm
Crowding force	4 600 daN	4 600 daN	4 600 daN
Frame tilt angle	–	–	–
BPS Lateral amplitude	–	–	–
DRIVE SYSTEM			
BOBCAT D34 – 75 HP / 360 Nm – Stage V with DPF (no AdBlue)	•	•	•
BOBCAT D34 – 100 HP / 460 Nm – Stage V with DPF (AdBlue)	•	•	•
Standard tires	405/70-20"	405/70-20"	405/70-20"
Max Travel Speed – 100 HP engine (km/h)	30 / 40 (option+ 24")	30 / 40 (option+ 24")	30 / 40 (option+ 24")
Max Travel Speed – 75 HP engine (km/h)	30	30	30
MISCELLANEOUS			
Transmission	Hydrostatic motor with turtle/rabbit speeds and auto-shift 4-wheel drive. 3 steering modes with semi-automatic wheel alignment: 2 wheels, 4 wheels, crab. Gear pump with LS valve		
Hydraulics	Pump capacity: 100 l/min (80 l/min with 74 HP engine) - Working pressure: 250 bar Main valve: electro-proportional controls with flow sharing and flow compensators technology, auxiliary neutral position with flow blocked		
Braking	Hydraulic passive brake system with oil immersed discs and automatic parking brake operation. Inching function combined with brake pedal (slow drive speed without changing engine RPM).		

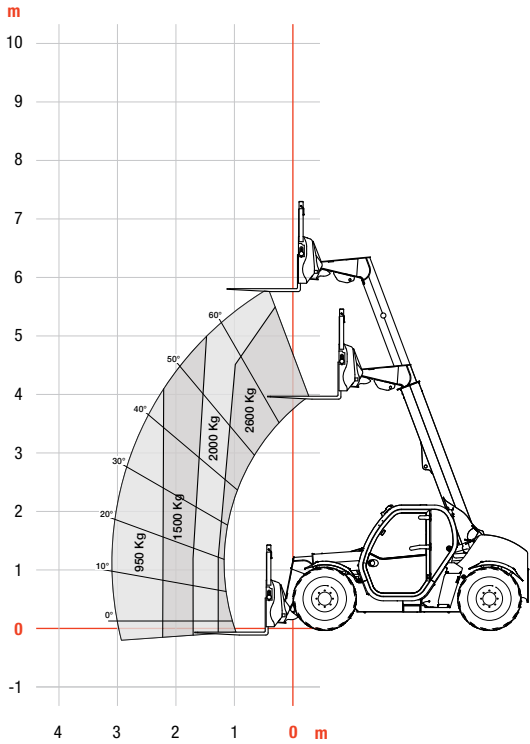
DIMENSIONS				
	unit	TL26.60	TL30.60	TL30.70
<b>B</b> Overall length to forks face	mm	4 507	4 507	5 035
<b>D</b> Overall length to front tires	mm	4 035	4 035	4 185
<b>L</b> Length from front axle to forks face	mm	1 020	1 020	1 400
<b>M</b> Wheelbase	mm	2 820	2 820	2 820
<b>N</b> Length from rear axle to machine rear	mm	667	667	818
<b>F</b> Overall height std cab (Low cab / High cab)	mm	2 140 / 2 290	2 140 / 2 290	2 140 / 2 290
<b>G</b> Carriage rotation angle	deg	136	136	136
<b>J</b> Ground clearance	mm	264	264	264
<b>Q</b> Width over standard tires	mm	2 100	2 100	2 100
Overall width with stabilizers fully deployed	mm	–	–	–
<b>P</b> Track width (front & rear)	mm	1 666	1 666	1 666
<b>R</b> External turning radius at fork tines	mm	4 713	4 713	5 035
<b>S</b> External turning radius at tires	mm	3 717	3 717	3 717
<b>O</b> Outside width of cab	mm	930	930	930
Weight (unladen – 100 HP engine & STD tires)	kg	4 840	5 260	5 564



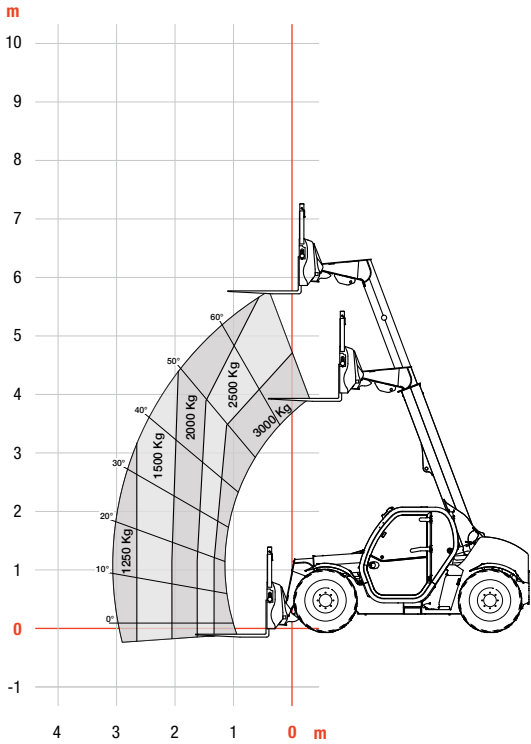
Certain specification(s) are based on engineering calculations and are not actual measurements. Specification(s) are provided for comparison purposes only and are subject to change without notice. Specification(s) for your individual Bobcat equipment will vary based on normal variations in design, manufacturing, operating conditions, and other factors. Pictures of Bobcat units may show other than standard equipment.

LOAD CHARTS

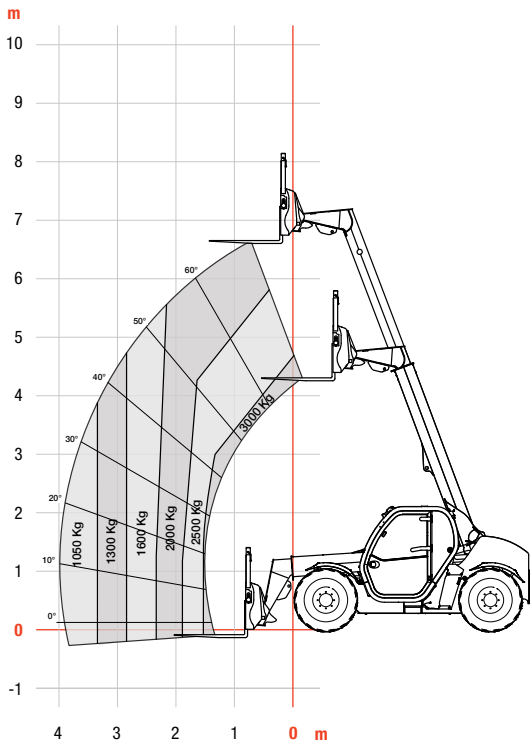
TL26.60



TL30.60



TL30.70

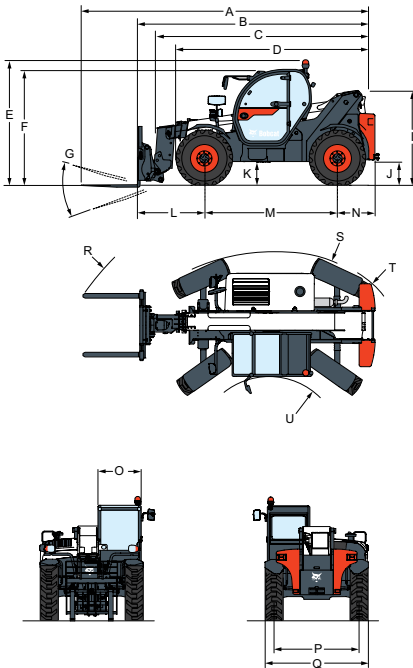




MIDDLE RANGE

SPECIFICATIONS				
	TL35.70	T35.105	T35.105L	T36.120SL
CONFIGURATION				
Compact stabilizers	–	–	–	•
Frame leveling	–	–	•	•
Boom positioning system (built-in side-shift system)	–	–	–	–
PERFORMANCE				
Maximum lift height with standard tires (on stabilizers when equipped)	6 889 mm	10 290 mm	10 290 mm	11 852 mm
Maximum lift capacity	3 500 kg	3 500 kg	3 500 kg	3 600 kg
Maximum forward reach with standard tires	4 002 mm	6 886 mm	6 886 mm	8 193 mm
Crowding force	6 200 daN	7 800 daN	7 800 daN	7 800 daN
Frame tilt angle	–	–	+/-6°	+/-6°
BPS Lateral amplitude	–	–	–	–
DRIVE SYSTEM				
BOBCAT D34 – 75 HP / 360 Nm – Stage V with DPF (no AdBlue)	–	•	•	•
BOBCAT D34 – 100 HP / 460 Nm – Stage V with DPF (AdBlue)	•	•	•	•
Standard tires	405/70-20"	405/70-20"	405/70-20"	405/70-20"
Max Travel Speed – 100 HP engine (km/h)	30 / 40 (option+ 24")	25 (20") / 30 (24")	25 (20") / 30 (24")	25 (20") / 30 (24")
Max Travel Speed – 75 HP engine (km/h)	30	20 (20") / 25 (24")	20 (20") / 25 (24")	20 (20") / 25 (24")
MISCELLANEOUS				
Transmission	Hydrostatic motor with turtle/rabbit speeds and auto-shift 4-wheel drive. 3 steering modes with semi-automatic wheel alignment: 2 wheels, 4 wheels, crab. Gear pump with LS valve			
Hydraulics	Pump capacity: 100 l/min (80 l/min with 74 HP engine) Working pressure: 250 bar Main valve: electro-proportional controls with flow sharing and flow compensators technology, auxiliary neutral position with flow released			
Braking	Hydraulic passive brake system with oil immersed discs and automatic parking brake operation. Inching function combined with brake pedal (slow drive speed without changing engine RPM).			

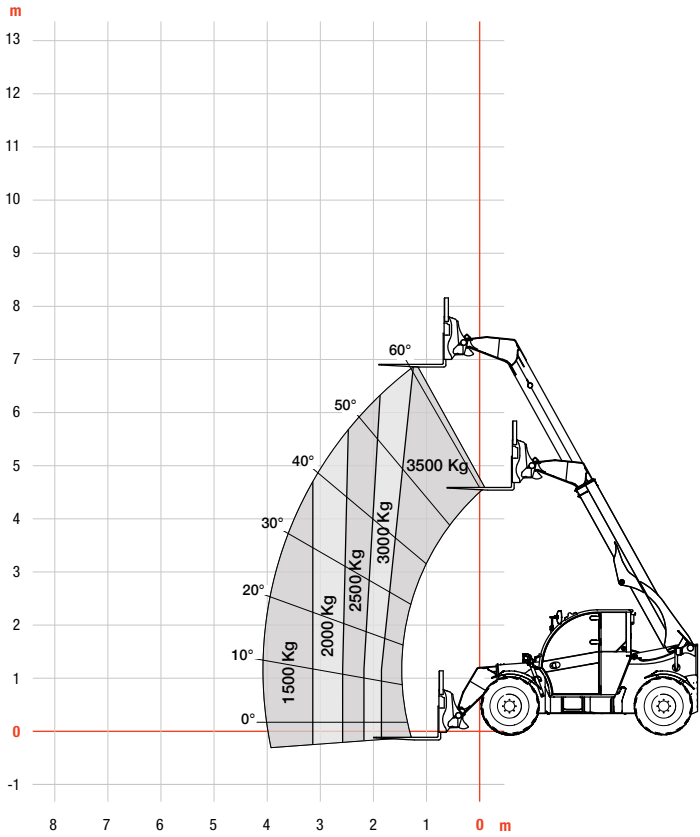
DIMENSIONS	unit	TL35.70	T35.105	T35.105L	T36.120SL
<b>B</b> Overall length to forks face	mm	4 869	5 071	5 071	5 442
<b>D</b> Overall length to front tires	mm	4 058	4 192	4 192	4 660
<b>L</b> Length from front axle to forks face	mm	1 356	1 422	1 422	1 793
<b>M</b> Wheelbase	mm	2 870	2 850	2 850	2 850
<b>N</b> Length from rear axle to machine rear	mm	643	799	799	799
<b>F</b> Overall height std cab	mm	2 373	2 430	2 430	2 430
<b>G</b> Carriage rotation angle	deg	135	143	143	143
<b>J</b> Ground clearance	mm	346	415	415	415
<b>Q</b> Width over standard tires	mm	2 300	2 264	2 264	2 264
Overall width with stabilizers fully deployed	mm	–	–	–	2 479
<b>P</b> Track width (front & rear)	mm	1 895	1 862	1 862	1 862
<b>R</b> External turning radius at fork tines	mm	4 925	5 025	5 025	5 341
<b>S</b> External turning radius at tires	mm	3 714	3 765	3 765	3 765
<b>O</b> Outside width of cab	mm	1 013	930	930	930
Weight (unladen – 100HP engine & STD tires)	kg	7 075	7 110	7 110	8 080



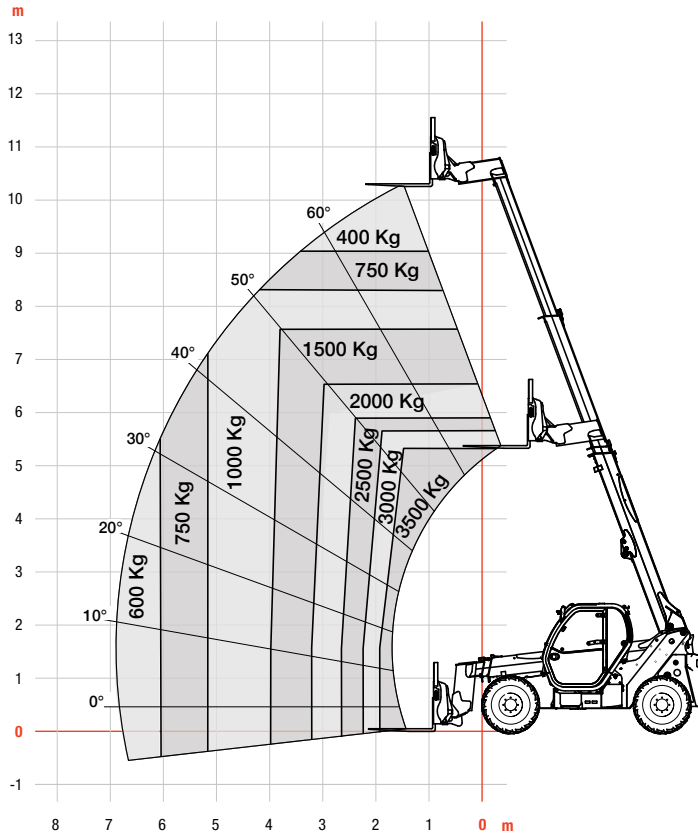
Certain specification(s) are based on engineering calculations and are not actual measurements. Specification(s) are provided for comparison purposes only and are subject to change without notice. Specification(s) for your individual Bobcat equipment will vary based on normal variations in design, manufacturing, operating conditions, and other factors. Pictures of Bobcat units may show other than standard equipment.

LOAD CHARTS

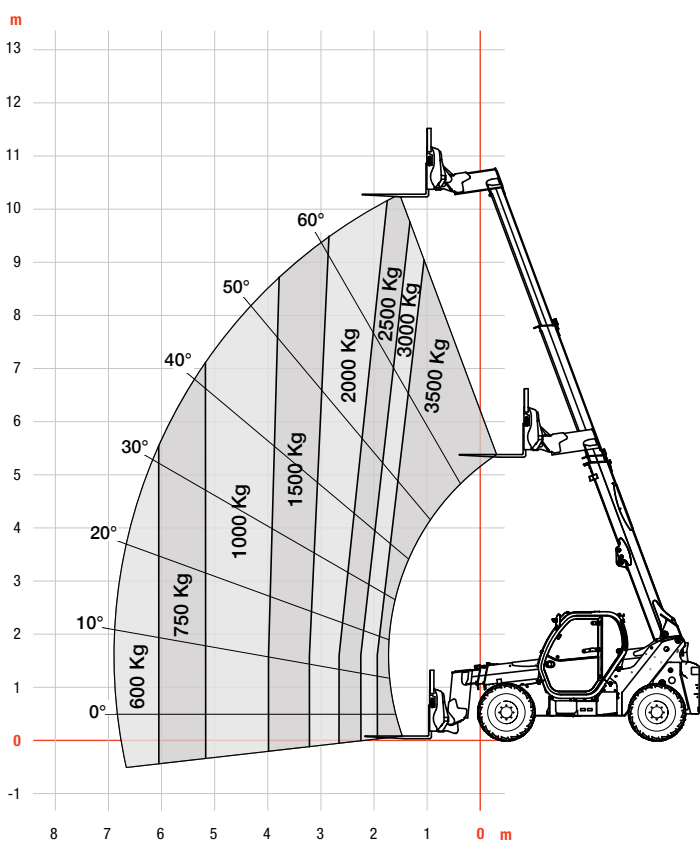
TL35.70



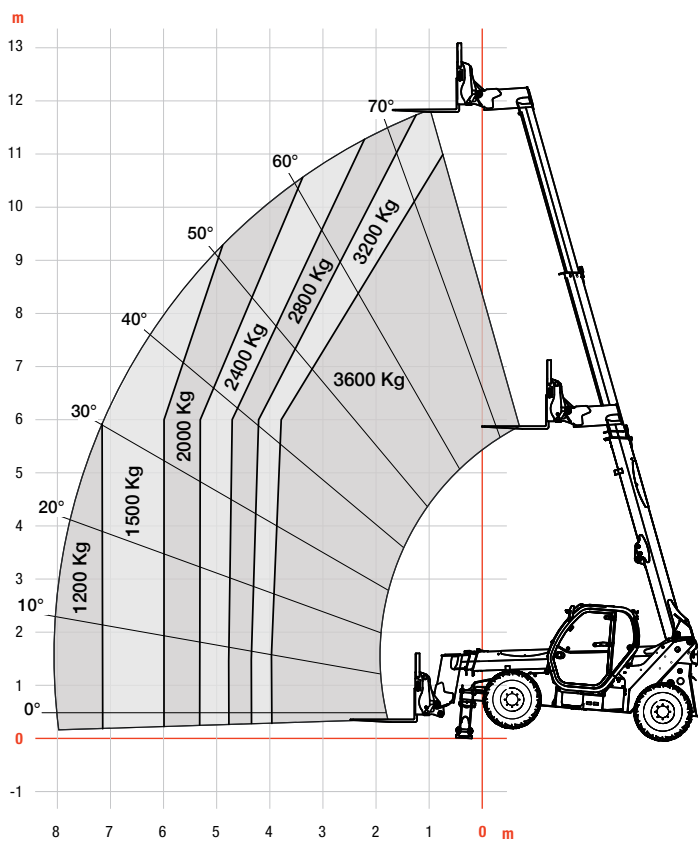
T35.105



T35.105L



T36.120SL

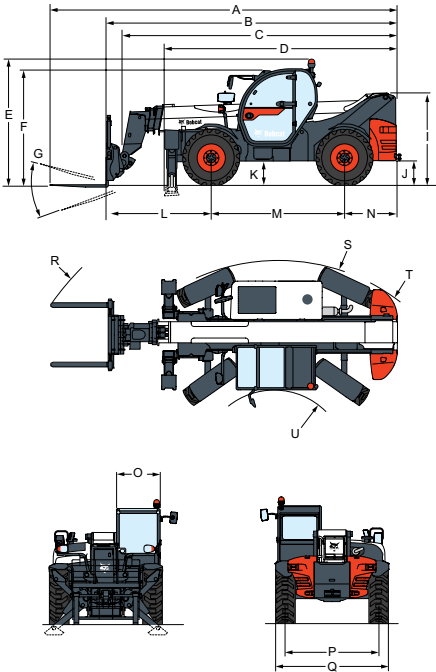




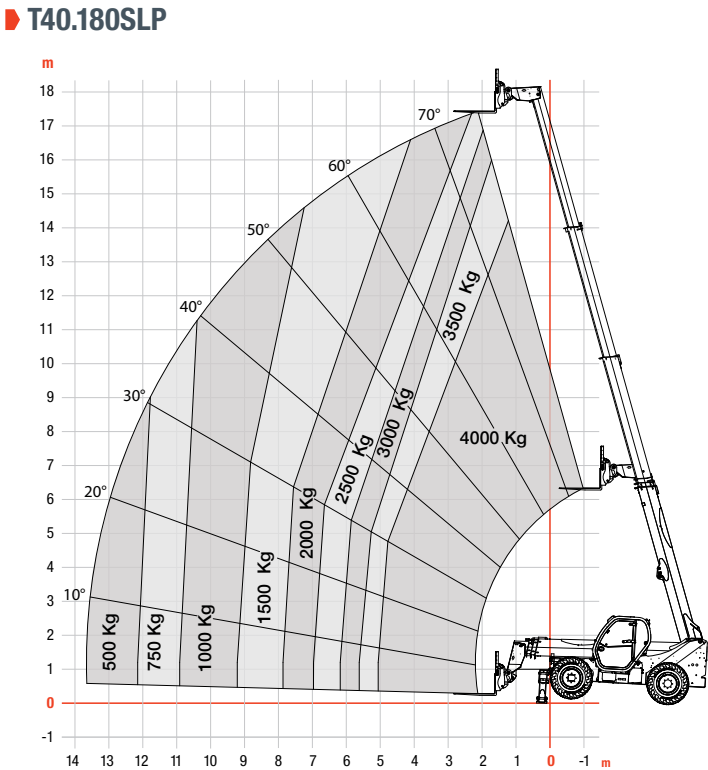
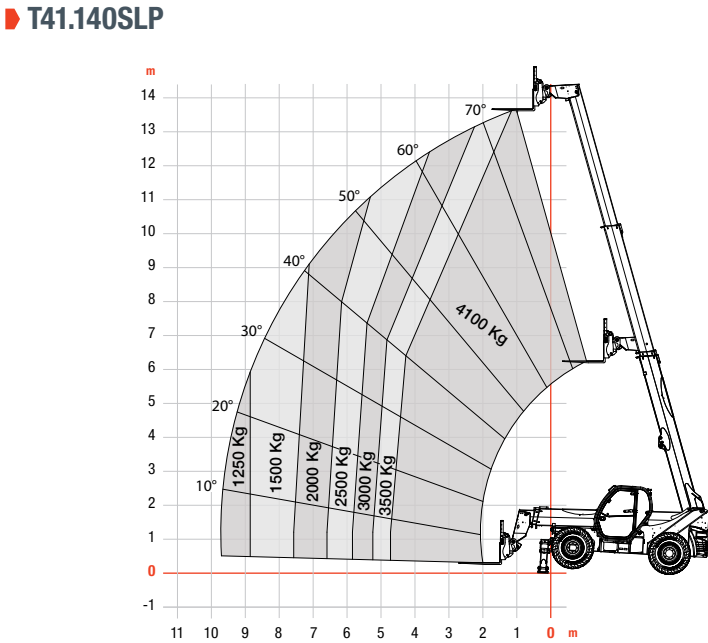
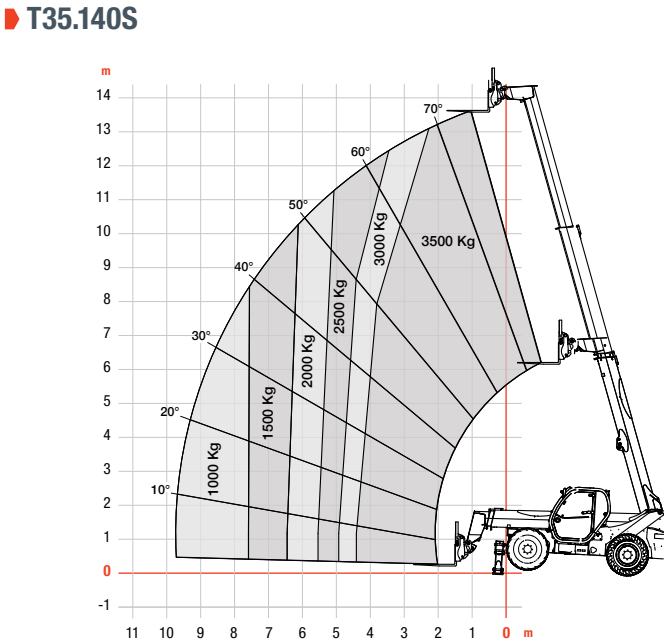
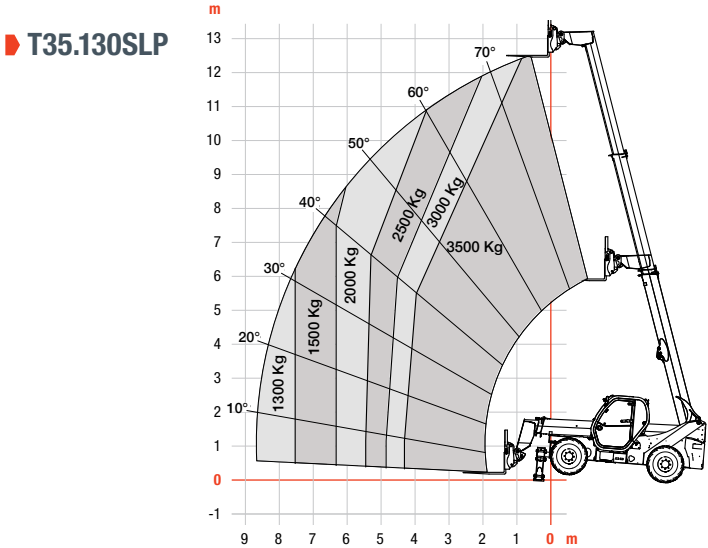
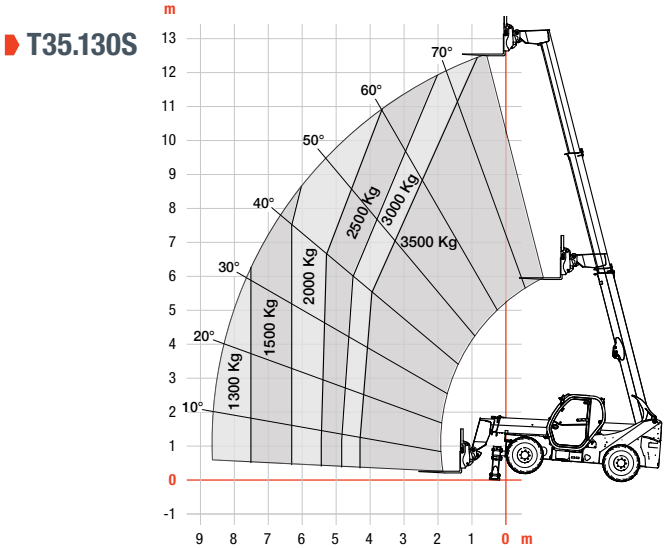
HIGH LIFT HEIGHT

SPECIFICATIONS					
	T35.130S	T35.130SLP	T35.140S	T41.140SLP	T40.180SLP
CONFIGURATION					
Compact stabilizers	•	•	•	•	•
Frame leveling	–	•	–	•	•
Boom positioning system (built-in side-shift system)	–	•	–	•	•
PERFORMANCE					
Maximum lift height with standard tires (on stabilizers when equipped)	12 540 mm	12 540 mm	13 650 mm	13 650 mm	17 466 mm
Maximum lift capacity	3 500 kg	3 500 kg	3 500 kg	4 100 kg	4 000 kg
Maximum forward reach with standard tires	8 770 mm	8 770 mm	9 800 mm	9 800 mm	12 130 mm
Crowding force	12 300 daN	12 300 daN	12 300 daN	12 300 daN	12 300 daN
Frame tilt angle	–	+/-4°	–	+/-4°	+/-4°
BPS Lateral amplitude	–	+/-450 mm	–	+/- 525 mm	+/- 675 mm
DRIVE SYSTEM					
BOBCAT D34 – 75 HP / 360 Nm – Stage V with DPF (no AdBlue)	•	•	•	•	•
BOBCAT D34 – 100 HP / 460 Nm – Stage V with DPF (AdBlue)	•	•	•	•	•
Standard tires	405/70-20"	405/70-20"	400/80-24"	400/80-24"	400/80-24"
Max Travel Speed – 100 HP engine (km/h)	25 (20") / 30 (24")	25 (20") / 30 (24")	30	30	30
Max Travel Speed – 75 HP engine (km/h)	20 (20") / 25 (24")	20 (20") / 25 (24")	25	25	25
MISCELLANEOUS					
Transmission	Hydrostatic motor with turtle/rabbit speeds and auto-shift 4-wheel drive. 3 steering modes with semi-automatic wheel alignment: 2 wheels, 4 wheels, crab.				
Hydraulics	Gear pump with LS valve Pump capacity: 100 l/min (80 l/min with 74 HP engine) - Working pressure: 250 bar Main valve: electro-proportional controls with flow sharing and flow compensators technology, auxiliary neutral position with flow released				
Braking	Hydraulic passive brake system with oil immersed discs and automatic parking brake operation. Inching function combined with brake pedal (slow drive speed without changing engine RPM).				

DIMENSIONS						
	unit	T35.130S	T35.130SLP	T35.140S	T41.140SLP	T40.180SLP
<b>B</b> Overall length to forks face	mm	5 876	5 876	6 108	6 108	6 220
<b>D</b> Overall length to front tires	mm	4 950	4 950	4 950	4 950	4 950
<b>L</b> Length from front axle to forks face	mm	1 919	1 919	2 151	2 151	2 263
<b>M</b> Wheelbase	mm	2 850	2 850	2 850	2 850	2 850
<b>N</b> Length from rear axle to machine rear	mm	1 107	1 107	1 107	1 107	1 107
<b>F</b> Overall height std cab	mm	2 435	2 435	2 520	2 520	2 520
<b>G</b> Carriage rotation angle	deg	124	124	124	124	124
<b>J</b> Ground clearance	mm	422	422	509	509	509
<b>Q</b> Width over standard tires	mm	2 418	2 418	2 418	2 418	2 418
Overall width with stabilizers fully deployed	mm	2 619	2 619	2 619	2 619	2 619
<b>P</b> Track width (front & rear)	mm	1 992	1 992	1 992	1 992	1 992
<b>R</b> External turning radius at fork tines	mm	5 696	5 696	5 640	5 745	5 840
<b>S</b> External turning radius at tires	mm	4 150	4 150	4 150	4 150	4 150
<b>O</b> Outside width of cab	mm	930	930	930	930	930
Weight (unladen – 100HP engine & STD tires)	kg	8 595	8 705	9 070	9 770	10 390



Certain specification(s) are based on engineering calculations and are not actual measurements. Specification(s) are provided for comparison purposes only and are subject to change without notice. Specification(s) for your individual Bobcat equipment will vary based on normal variations in design, manufacturing, operating conditions, and other factors. Pictures of Bobcat units may show other than standard equipment.





# FINANCING OPTIONS

## 24, 36, OR 48 MONTH FINANCING\*

Take advantage of 24, 36 or 48 month financing programs starting from **0% interest** and improve your cashflow. Ask your dealer for the financing offers available.


**100 MACHINES / 150 ATTACHMENT FAMILIES / 1 TOUGH ANIMAL**



**SKID STEER  
LOADERS**



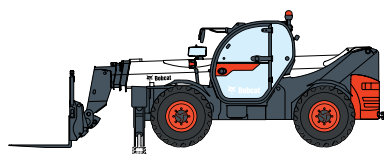
**COMPACT TRACK  
LOADERS**



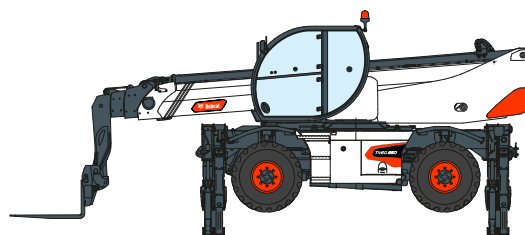
**COMPACT WHEEL  
LOADERS**



**SMALL ARTICULATED  
LOADERS**



**TELEHANDLERS**



**ROTARY TELESCOPIC  
HANDLERS**



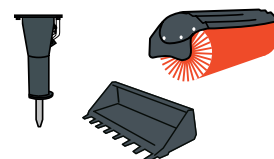
**LIGHT COMPACTION  
EQUIPMENT**



**MINI TRACK  
LOADER**



**COMPACT EXCAVATORS**



**ATTACHMENTS**



[www.bobcat.com](http://www.bobcat.com)

**Bobcat is a Doosan Company.** Doosan is a global leader in construction equipment, power & water solutions, engines, and engineering proudly serving customers and communities for more than a century. | Bobcat and the Bobcat logo are registered trademarks of Bobcat Company in the United States and various other countries. ©2021 Bobcat Company. All Rights Reserved.

©2021 BOBCAT B4501932-EN (08-21)



\*Financing options may vary by country and dealer. Always ask your dealer about currently available financing options. Terms and conditions may apply.

Doosan Bobcat EMEA, U Kodelky 1810, 263 12 Dobříš, Czech Republic





# GET **A QUOTE**

Simply click **the button** or scan **the QR code** below to access our quote request form.

We will contact you as soon as possible.  
Thank you!



**REQUEST QUOTE** >